

LaGrange School District 105

First Quarter Goals Update

10/28/13



Use of Fall Data FY14

- Data in teachers' hands September-October
- Grade level and school achievement targets
- Progress targets – set district wide based on 90th percentile rank
- Goal setting with students
- School Improvement Planning
 - Action Plans by Grade Level or Content Area
 - Stronger District-classroom connection regarding implementation

LaGrange School District 105 Dashboard
Fall 2013-2014 District Goals Update

Goal Description	Subject Area	3 Year FALL Rolling Average	FY 2014 School Year FALL Actual	FY 2014 Benchmark District FALL Actual	2013-2014 School Year Spring Target	Status
GOAL : All students will demonstrate continuous growth and achieve college and career readiness standards.						
Students achieve annual <u>progress</u> targets in reading and math.	Math Progress	N/A	67% (Year End 2012-13 progress results)	Available Spring 2014	75%* (It is estimated that meeting this target would place D105 in the top 10% of districts taking the MAP assessment)	Notes
	Reading Progress	N/A	65% (Year End 2012-13 progress results)	Available Spring 2014	68%* (It is estimated that meeting this target would place D105 in top 10% of districts taking the MAP assessment)	Notes
Students meet or exceed <u>achievement</u> targets in reading and math	Math Achievement	57%*	61%*	Available in November 2013	72%* (It is estimated that meeting this target would place D105 in the top 10% of districts taking the MAP assessment)	Notes
	Reading Achievement	59%*	60%*	Available in November 2013	72%* (It is estimated that meeting this target would place D105 in the top 10% of districts taking the MAP assessment)	Notes

LaGrange School District 105 Dashboard
Fall 2013-2014 District Goals Update

Goal Description	Subject Area	3 Year FALL Rolling Average	FY 2014 School Year FALL Actual	FY 2014 Benchmark District FALL Actual	2013-2014 School Year Spring Target	Status
<p>Students meet or exceed <u>state ISAT</u> standards in reading and math</p> <p>*<u>ISAT</u> 2013 raised performance cut scores in line with College and Career Readiness standards.</p> <p>**<u>ISAT</u> 2014 will be 100% aligned with new Common Core Standards. Performance cut scores will be consistent with 2013 version.</p>	<u>ISAT</u> Math	<p>65% (average based on applying new 2013 <u>ISAT</u> performance cut scores to previous three years of results)</p>	<p>65% (Spring 2013 results)</p>	N/A	70%	Notes
	<u>ISAT</u> Reading	<p>66% (average based on applying new 2013 <u>ISAT</u> performance cut scores to previous three years of results)</p>	<p>67% (Spring 2013 Results)</p>	N/A	70%	Notes

LaGrange School District 105 Dashboard
Fall 2013-2014 District Goals Update

Goal Description	Subject Area	3 Year FALL Rolling Average	FY 2014 School Year FALL Actual	FY 2014 Benchmark District FALL Actual	2013-2014 School Year Spring Target	Status
Students make a successful transition to high school	Math	N/A	Prep = 54% <u>Accl/Honors</u> = 47% (Year End Results 2012-13)	N/A	Prep = 50% <u>Accl/Honors</u> = 50%	
	English	N/A	Prep = 53% <u>Accl/Honors</u> = 47% (Year End Results 2012-13)	N/A	Prep = 50% <u>Accl/Honors</u> = 50%	
	Science	N/A	Prep = 71% <u>Accl/Honors</u> = 29% (Year End Results 2012-13)	N/A	Prep = 65% <u>Accl/Honors</u> = 35%	

LaGrange School District 105 Dashboard
Fall 2013-2014 District Goals Update

Goal Description	2012-2013 School Year <i>Spring Actual</i>	2013-2014 School Year <i>Spring Targets</i>	Comments	Status
GOAL : All students will attend school in a safe, supportive and healthy learning environment.				
Students are challenged and motivated by a rigorous, well-executed curriculum	<u>New Illinois 5 Essentials</u> <u>Climate Survey</u> Students Report: *I learn a lot from feedback on my work – 84% *I know what teachers want me to learn – 94% *This class makes me think (83%) *This class challenges me (6 th – 8 th 60%)(3 rd -5 th 85%) Teachers Report: *Students use data and text references to support their ideas – 94% * Students provide constructive feedback to students and teachers – 96% * Principals understand how students learn – 98%			
Students have a sense of belonging and feel safe, respected, and free from bullying	<u>New Illinois 5 Essentials</u> <u>Climate Survey</u> Students Report: * I feel safe in school – (6 th -8 th 95%)(3 rd -5 th 94%) * Teachers treat me with respect - (6 th -8 th 92%)(3 rd -5 th 97%) * I feel safe and comfortable with my teachers (6 th -8 th 93%)(3 rd -5 th 97%)			

LaGrange School District 105 Dashboard
Fall 2013-2014 District Goals Update

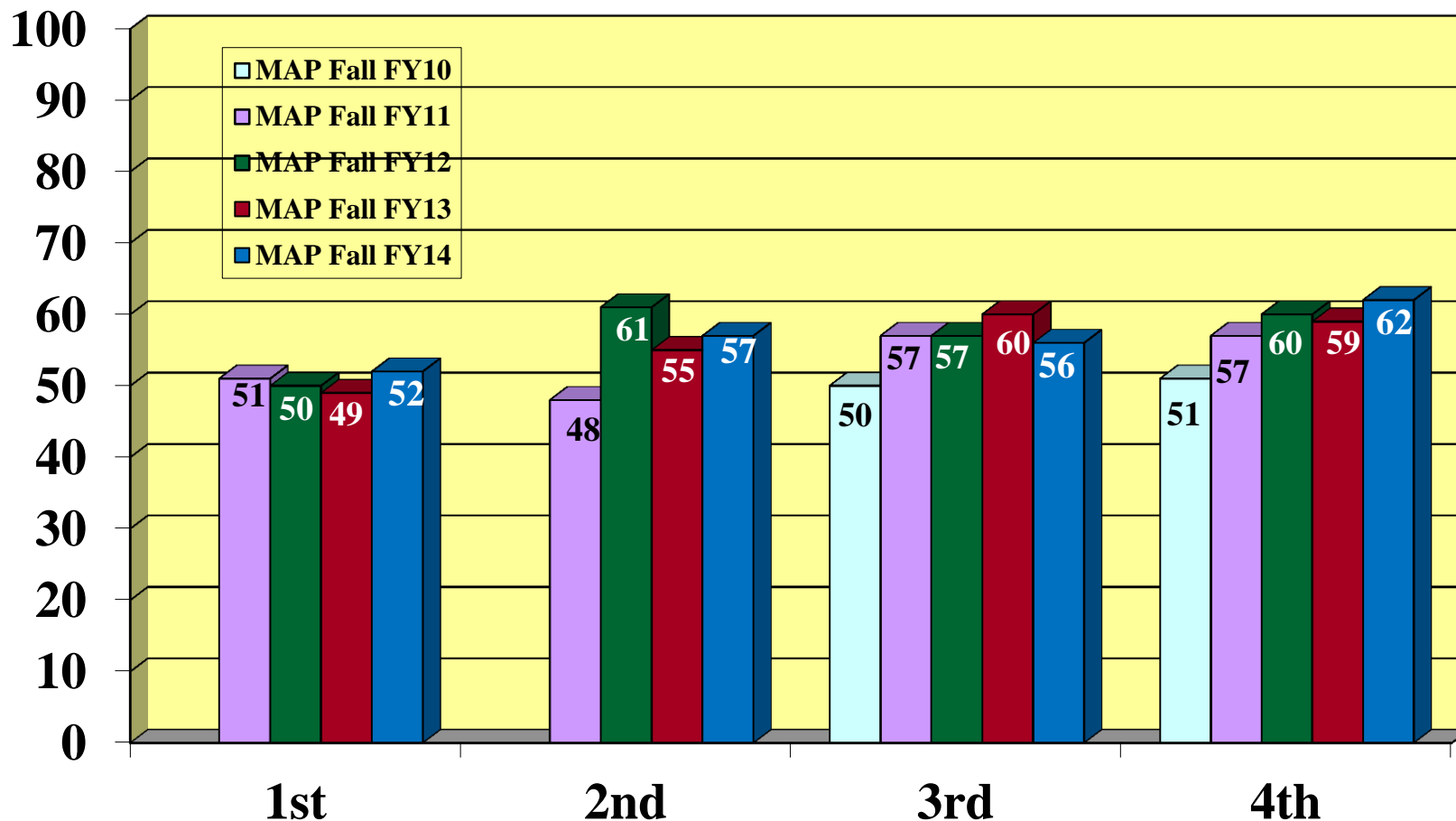
Goal Description	2012-2013 School Year Spring Actual	2013-2014 School Year Spring Targets	Comments	Status
Students have adults in the school that they feel care about them and that they feel they can go for academic, social, and emotional support	<u>New Illinois 5 Essentials Climate Survey</u> *My teachers notice when I am having trouble learning something (6 th – 8 th 86%)(3 rd - 5 th 97%) *My teachers want me to become better thinkers (93%)			
GOAL: District 105 will enhance learning partnerships by connecting schools, families and communities.				
Parents and community members feel that they are welcomed throughout the district and that their support and assistance are sought	Parent responses not reported by state at this time		Previous district survey (last administered in spring of 2012) reported 91% of parents felt welcomed in the district and that their assistance was sought.	N/A
The school and district promote, support, and provide parent learning opportunities and partnerships	<u>New Illinois 5 Essentials Climate Survey</u> Teachers Report: *Teachers work closely with parents to meet students' needs – 100% *Parents support teachers teaching efforts – 87% *Teachers and parents think of each other as partners in education children – 89% *Teachers feel respected by the parents of students – 98%			

LaGrange School District 105 Dashboard
Fall 2013-2014 District Goals Update

Goal Description	2012-2013 School Year Spring Actual	2013-2014 School Year Spring Targets	Comments	Status
GOAL : District 105 will make effective and efficient use of its resources.				
District maintains appropriate financial resources to meet the needs of its community	Maintained 6 months fund balance			

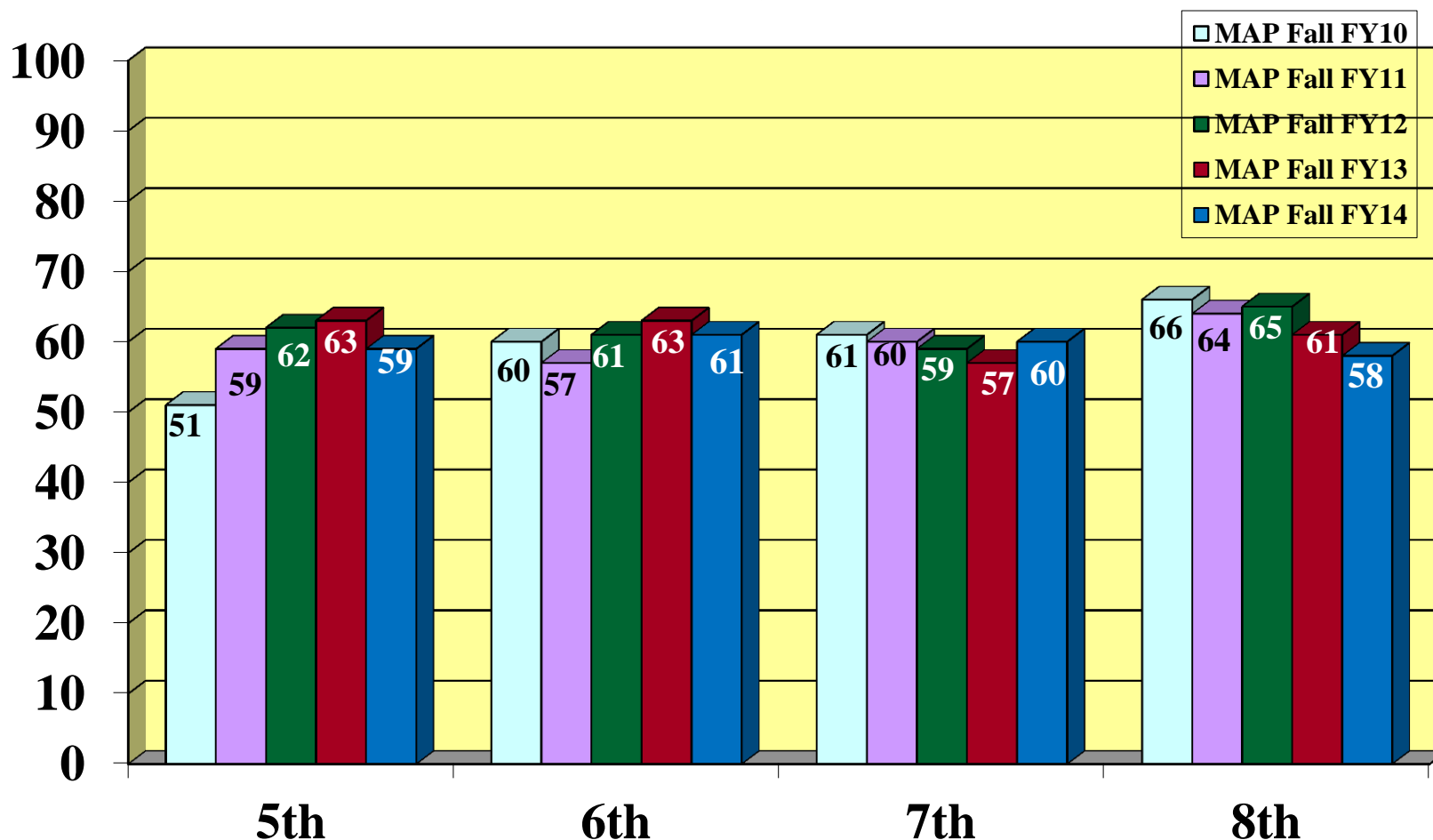
Goal: All students will demonstrate continuous growth and achieve college and career readiness standards – Reading Achievement

*1st-4th Grade Students AT or ABOVE national averages on
MAP Reading Assessment*



Goal: All students will demonstrate continuous growth and achieve college and career readiness standards – Reading Achievement

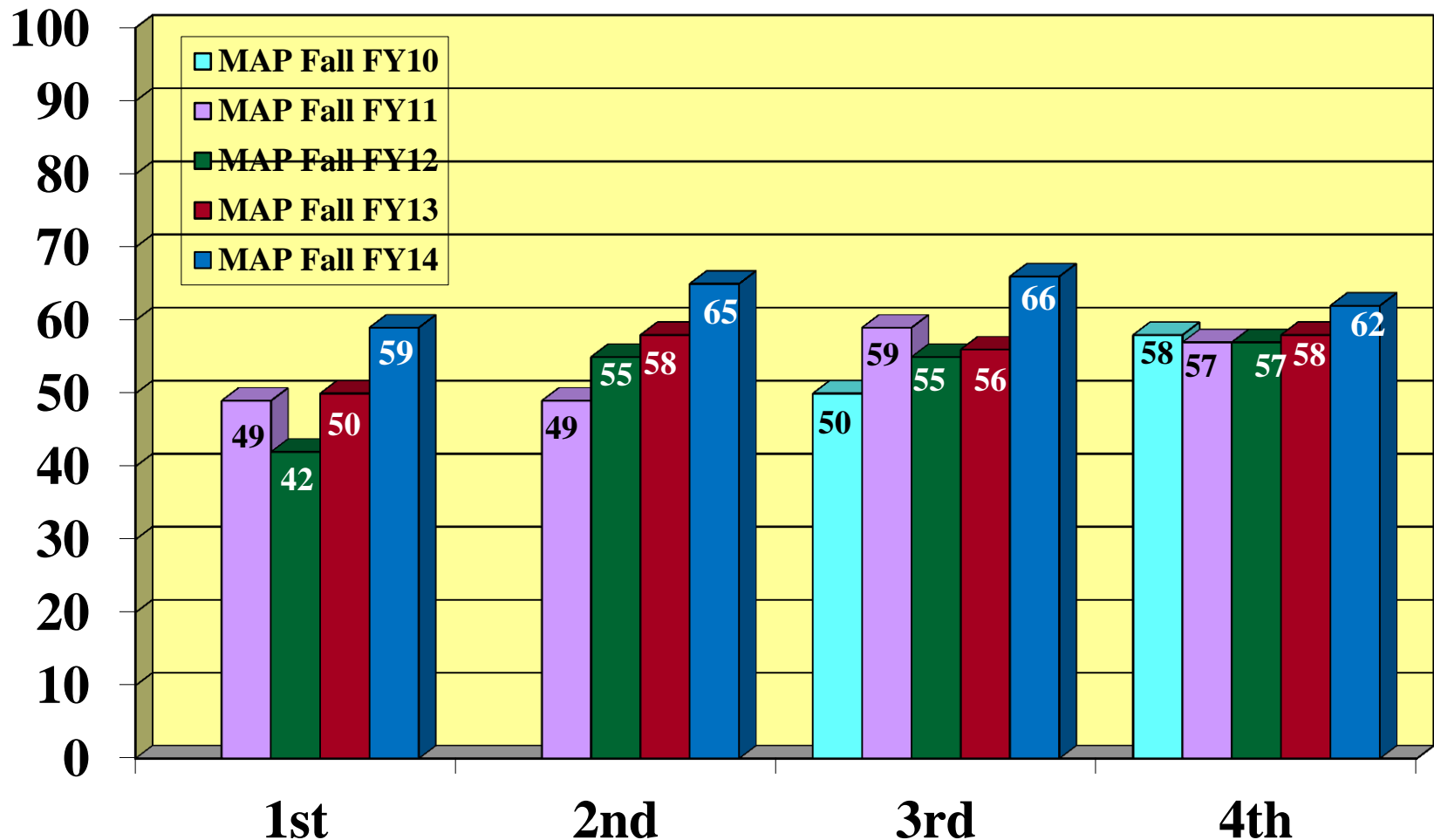
*5th-8th Grade Students AT or ABOVE national averages on
MAP Reading Assessment*



Goal: All students will demonstrate continuous growth and achieve college and career readiness standards – Math Achievement

1st-4th Grade Students

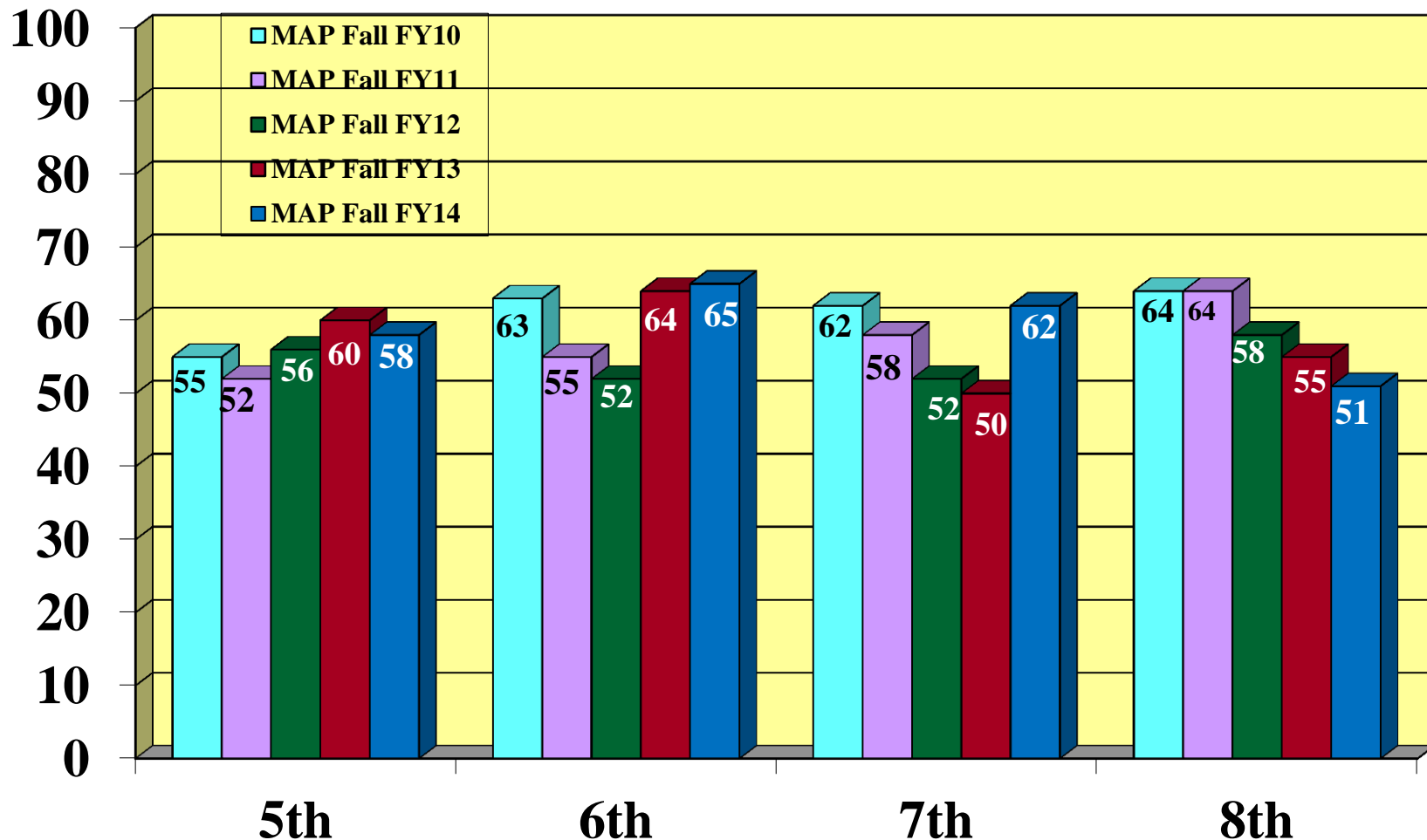
AT or ABOVE national averages on MAP Math Assessment



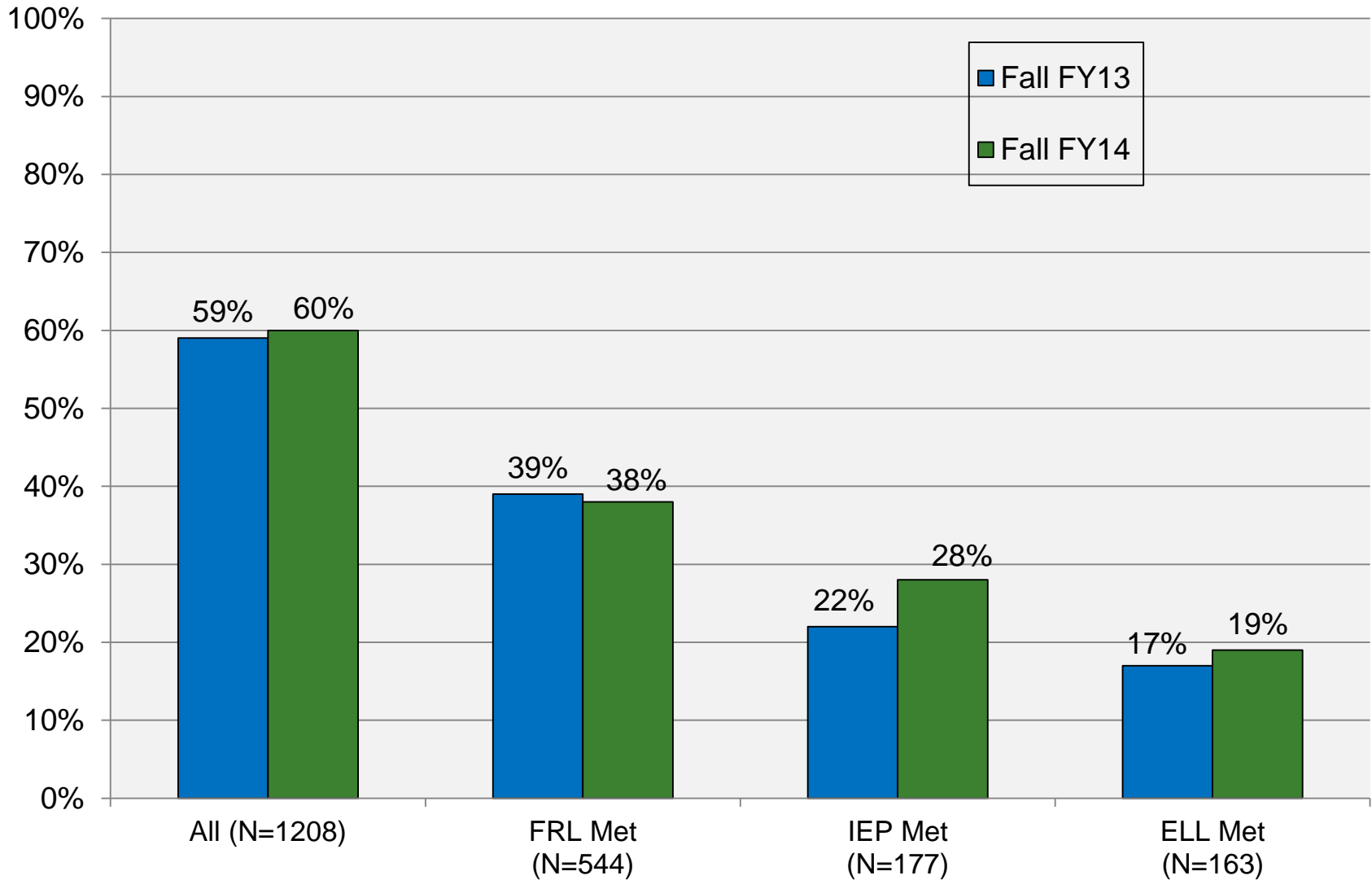
Goal: All students will demonstrate continuous growth and achieve college and career readiness standards – Math Achievement

5th-8th Grade Students

AT or ABOVE national averages on MAP Math Assessment



District 105 **Reading** Achievement Fall FY14



District 105 **Math** Achievement Fall FY14

